



One *Learning* Community



Literacy App

Background

Developed in Collaboration:

- District Tech for learning Team
- Craigflower Elementary School
- District Learning Team

Literacy App

Background

3rd year of Development:

- 1st year – development of App
- 2nd year - Craigflower, Shoreline and Frank Hobbs further developed the App's structure and function
- 3rd year implementing Craigflower
- Later this year: rolling out to 5 schools

Literacy App

Presentation Content

- Why the Literacy App was developed
- Who is on the Collaborative Team
- What the Literacy App can do
- How the Literacy App is currently being used
- Feedback from teachers and Administrators
- Looking ahead



Literacy App

Time Saving

- Summative data all in one place
- Easy to use



Informative Time Saving

Informative

- Objective record of each student
- Accessible communication for Teachers, Admin, District and Nations
- Easy identification of interventions and supports needed
- Assists many levels of collaboration

Who

The Collaboration Team

- Esquimalt Nation
- Songhees Nation
- Classroom Teachers
- School Support Teachers (ELL, Reading Recovery, Learning Support, Counsellors, Indigenous Educators)
- Administrators
- District Team
- GVTA
- All students



What

Accumulative

Secure

Consecutive
years

Whole
Student

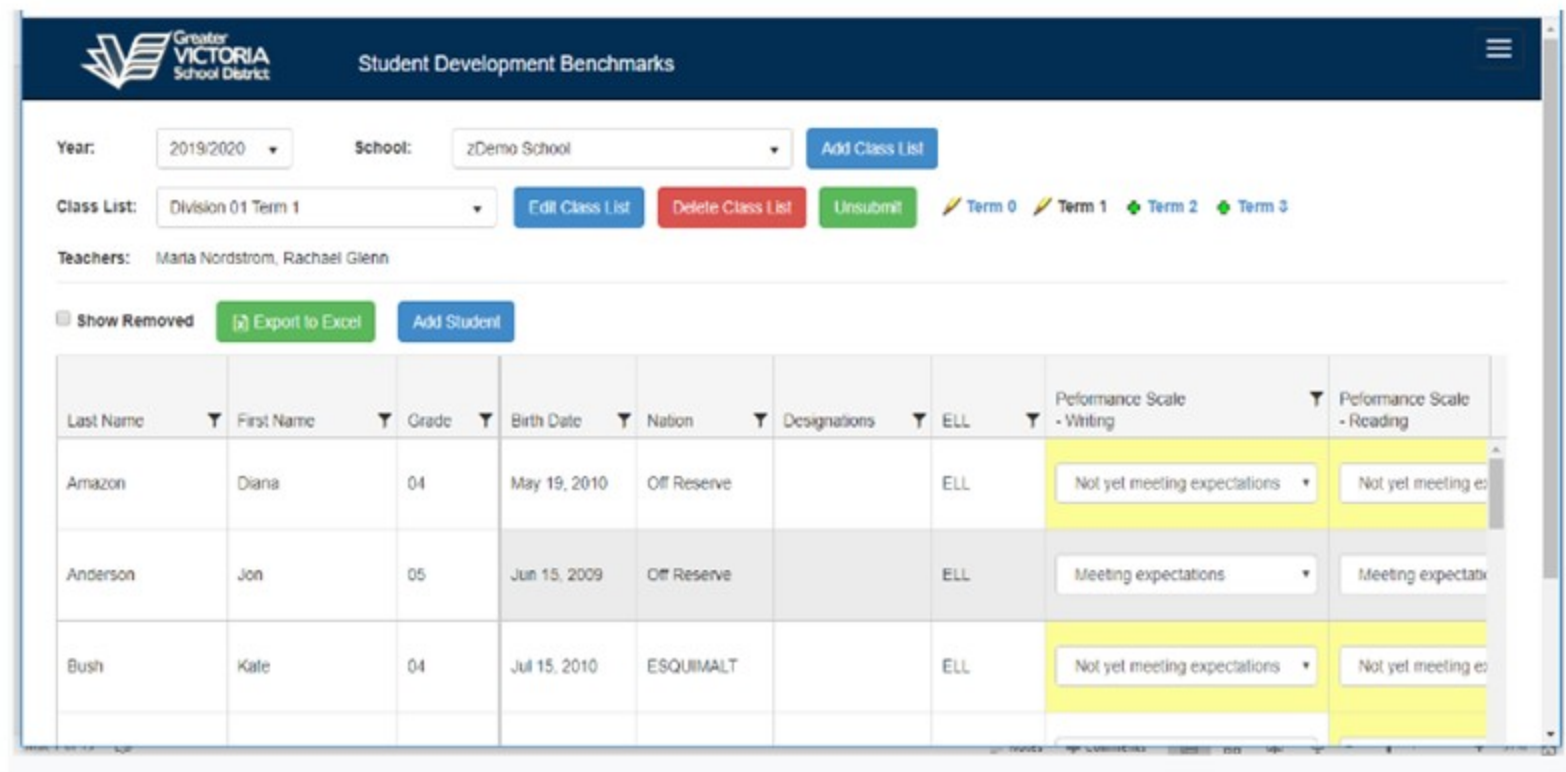


One *Learning* Community



What Record Data

- Student Name
- Grade
- Birthdate
- Designation
- ELL
- Performance Standard:
Writing, Reading, Numeracy



Greater VICTORIA School District

Student Development Benchmarks

Year: 2019/2020 School: zDemo School Add Class List

Class List: Division 01 Term 1 Edit Class List Delete Class List Unsubmit Term 0 Term 1 Term 2 Term 3

Teachers: Maria Nordstrom, Rachael Glenn

Show Removed Export to Excel Add Student

Last Name	First Name	Grade	Birth Date	Nation	Designations	ELL	Performance Scale - Writing	Performance Scale - Reading
Amazon	Diana	04	May 19, 2010	Off Reserve		ELL	Not yet meeting expectations	Not yet meeting expectations
Anderson	Jon	05	Jun 15, 2009	Off Reserve		ELL	Meeting expectations	Meeting expectations
Bush	Kate	04	Jul 15, 2010	ESQUIMALT		ELL	Not yet meeting expectations	Not yet meeting expectations

What

Record Data

- PM Benchmark level
- Fountas and Pinnell level
- Grade level equivalency
- Uppercase/Lower case letter recognition

The screenshot shows the 'Student Development Benchmarks' interface. At the top, there's a header with the Greater Victoria School District logo and the title 'Student Development Benchmarks'. Below the header, there's a 'Class List' dropdown set to 'Division 01 Term 1', with buttons for 'Edit Class List', 'Delete Class List', and 'Unsubmit'. To the right are tabs for 'Term 0', 'Term 1', 'Term 2', and 'Term 3'. Below this, the 'Teachers' are listed as 'Maria Nordstrom, Rachael Glenn'. There are also buttons for 'Show Removed', 'Export to Excel', and 'Add Student'. The main part of the interface is a table with the following columns: Last Name, First Name, Grade, Performance Scale - Numeracy, PM Benchmarks GB+ Level, Fountas and Pinnell Level, Grade Level, and Uppercase Letter Recognition. The table contains four rows of student data.

Last Name	First Name	Grade	Performance Scale - Numeracy	PM Benchmarks GB+ Level	Fountas and Pinnell Level	Grade Level	Uppercase Letter Recognition
Amazon	Diana	04	Meeting expectations	18	J	Beginning Grade 2	
Anderson	Jon	05	Meeting expectations	28	S	End Grade 4	
Buth	Kate	04	Meeting expectations	6	D	Mid Grade 1	
Deville	Cruella	04	Approaching expectations	4	C	Beginning Grade 1	

What Record Data


- Uppercase /lower Letter Sound
- DIBELS (initial sound fluency)
- Oral Language Concern
- Social Emotional Support

The screenshot displays the 'Student Development Benchmarks' interface for the Greater Victoria School District. At the top, there is a header with the district logo and the title. Below the header, a 'Class List' dropdown is set to 'Division 01 Term 1', with buttons for 'Edit Class List', 'Delete Class List', and 'Unsubmit'. To the right, there are tabs for 'Term 0', 'Term 1', 'Term 2', and 'Term 3'. Below this, the 'Teachers' are listed as 'Maria Nordstrom, Rachael Glenn'. A row of buttons includes 'Show Removed', 'Export to Excel', and 'Add Student'. The main part of the interface is a table with the following columns: Last Name, First Name, Grade, Lowercase Letter Recognition, Uppercase Letter Sound, Lowercase Letter Sound, DIBELS (PA), Oral Lang. Concerned, and Social and Emotional Support. The table contains four rows of student data. The row for 'Anderson, Jon' is highlighted in yellow, and the row for 'Deville, Cruella' is highlighted in green.

Last Name	First Name	Grade	Lowercase Letter Recognition	Uppercase Letter Sound	Lowercase Letter Sound	DIBELS (PA)	Oral Lang. Concerned	Social and Emotional Support
Amazon	Diana	04				No Risk	<input checked="" type="checkbox"/> Yes	<input checked="" type="checkbox"/> Yes
Anderson	Jon	05				At Risk	<input checked="" type="checkbox"/> Yes	<input type="checkbox"/> Yes
Bush	Kate	04				No Risk	<input type="checkbox"/> Yes	<input checked="" type="checkbox"/> Yes
Deville	Cruella	04				Some Risk	<input checked="" type="checkbox"/> Yes	<input checked="" type="checkbox"/> Yes

What Record Data

- Comments
- Intervention
- Absent Details


Student Development Benchmarks

Class List: Division 01 Term 1
Edit Class List
Delete Class List
Unsubmit
Term 0
Term 1
Term 2
Term 3

Teachers: Maria Nordstrom, Rachael Glenn

☐ Show Removed
Export to Excel
Add Student

Last ...	Flr...	G...	Comments	Intervention	YTD Total Absences	YTD Percent Absent	Absence Details	Remove
Amazon	Diana	04		Small Group				<input type="checkbox"/> Yes
Anderson	Jon	05						<input type="checkbox"/> Yes
Bush	Kate	04		Small Group, One-to-One				<input type="checkbox"/> Yes
Denville	Cruella	04		Small Group				<input type="checkbox"/> Yes

What

Record Data



Drop Down



Auto Fill



Open space for typing




Pulls personal information from Myed



What Reports

Student Report

- Multiple terms
- Populates year to year

 **Student Development Benchmarks**

School: Craigflower Elementary ▼

Student Progress Metrics by Class Metrics by Grade Metrics by Nation

Years: ☒ 2019/2020 ☐ 2018/2019 ☐ 2017/2018 ☐ 2016/2017

Terms: ☐ 0 ☒ 1 ☐ 2 ☐ 3

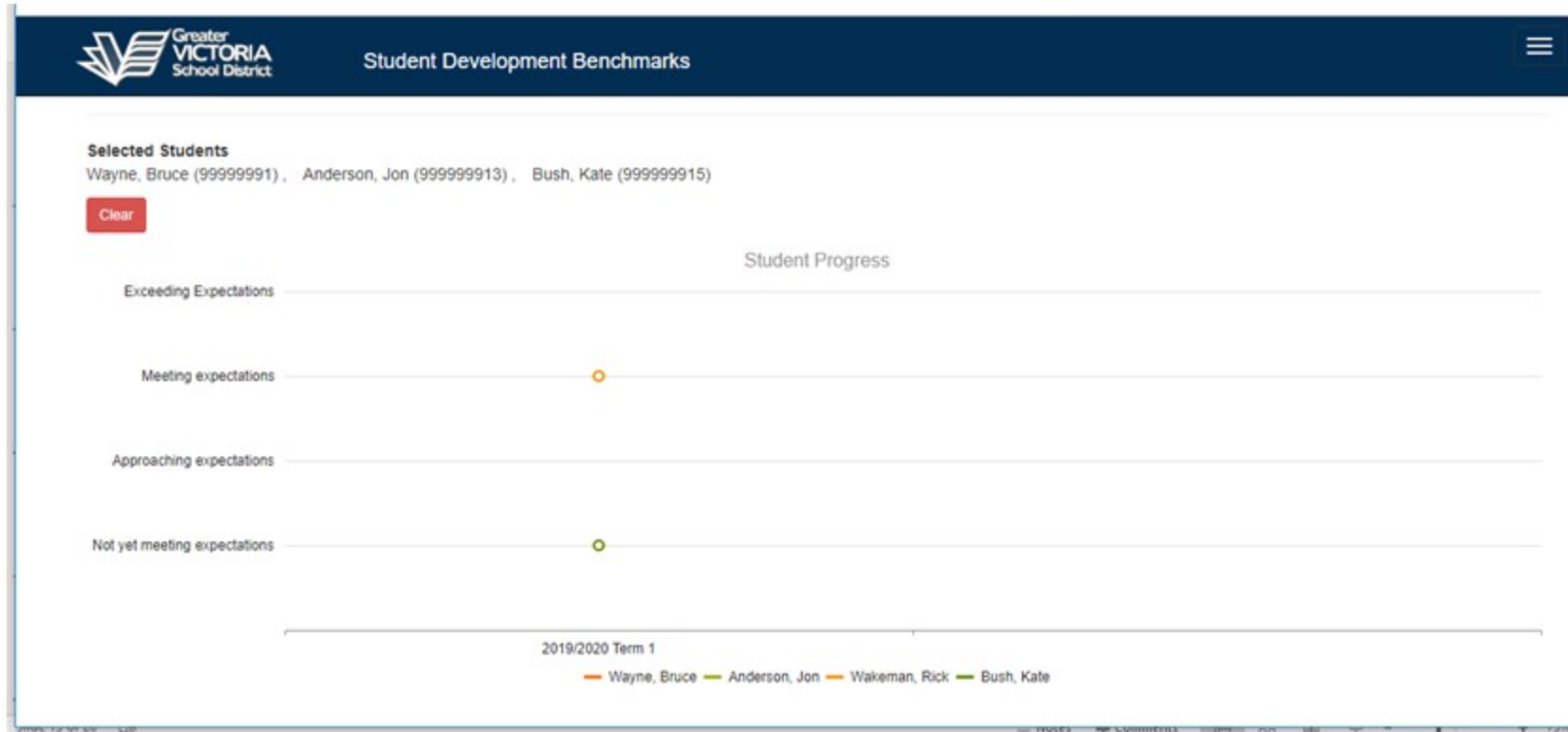
Metric: ☒ Performance Scale - Writing ☐ Performance Scale - Reading ☐ Performance Scale - Numeracy ☐ PM Benchmarks ☐ Fountas and Pinnell

Student:

What Reports

Student Report



- Line graph
- Individual or selected group



What Reports

Class Report

- Selected metrics

 **Student Development Benchmarks** 

School: zDemo School ▼

Student Progress **Metrics by Class**

Year: ☒ 2019/2020 ☐ 2018/2019 ☐ 2017/2018 ☐ 2016/2017

Term: ☐ 0 ☒ 1 ☐ 2 ☐ 3

Metric: ☒ Performance Scale - Writing ☐ Performance Scale - Reading ☐ Performance Scale - Numeracy ☐ PM Benchmarks ☐ Fountas and Pinnell ☐ Absence Rate

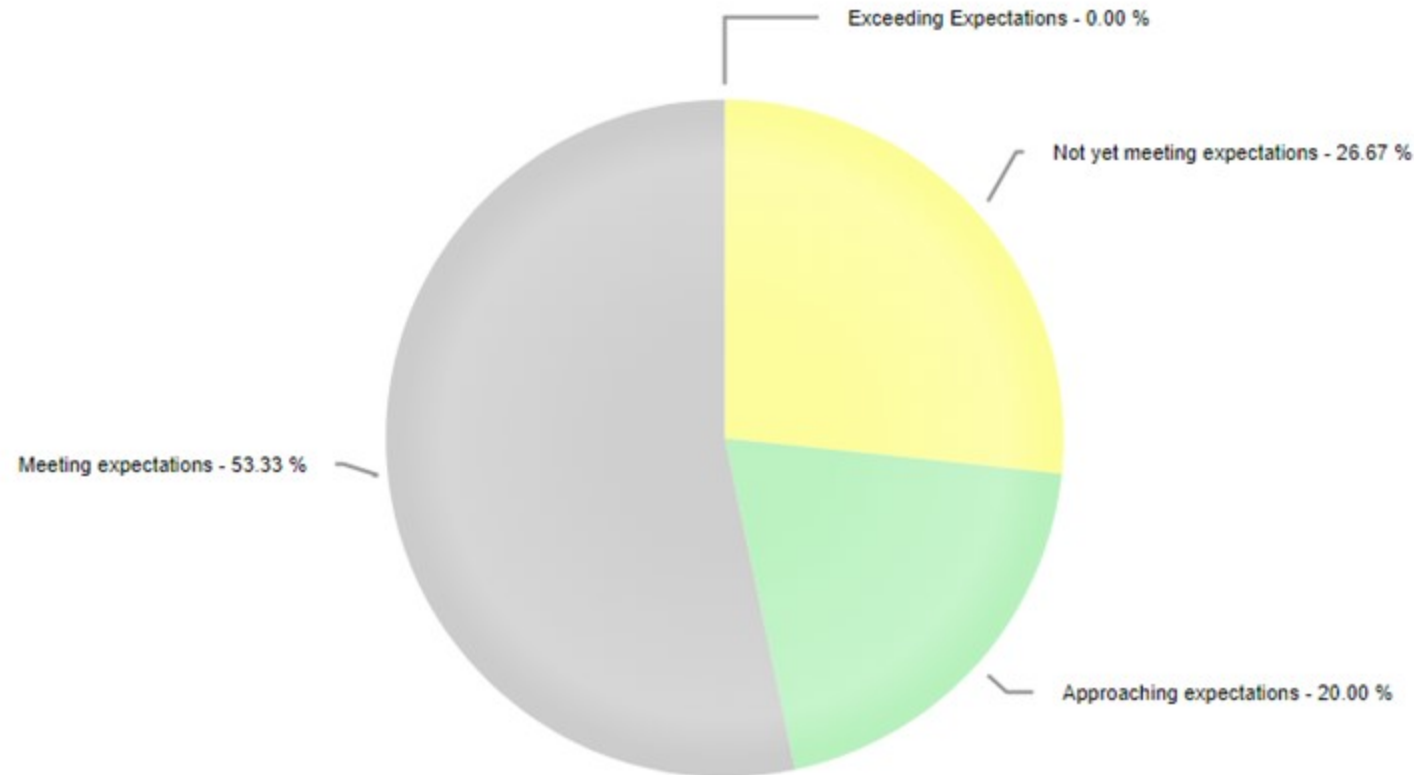
Class Lists: Division 01 ▼

What Reports

Class Report

- Pie graph

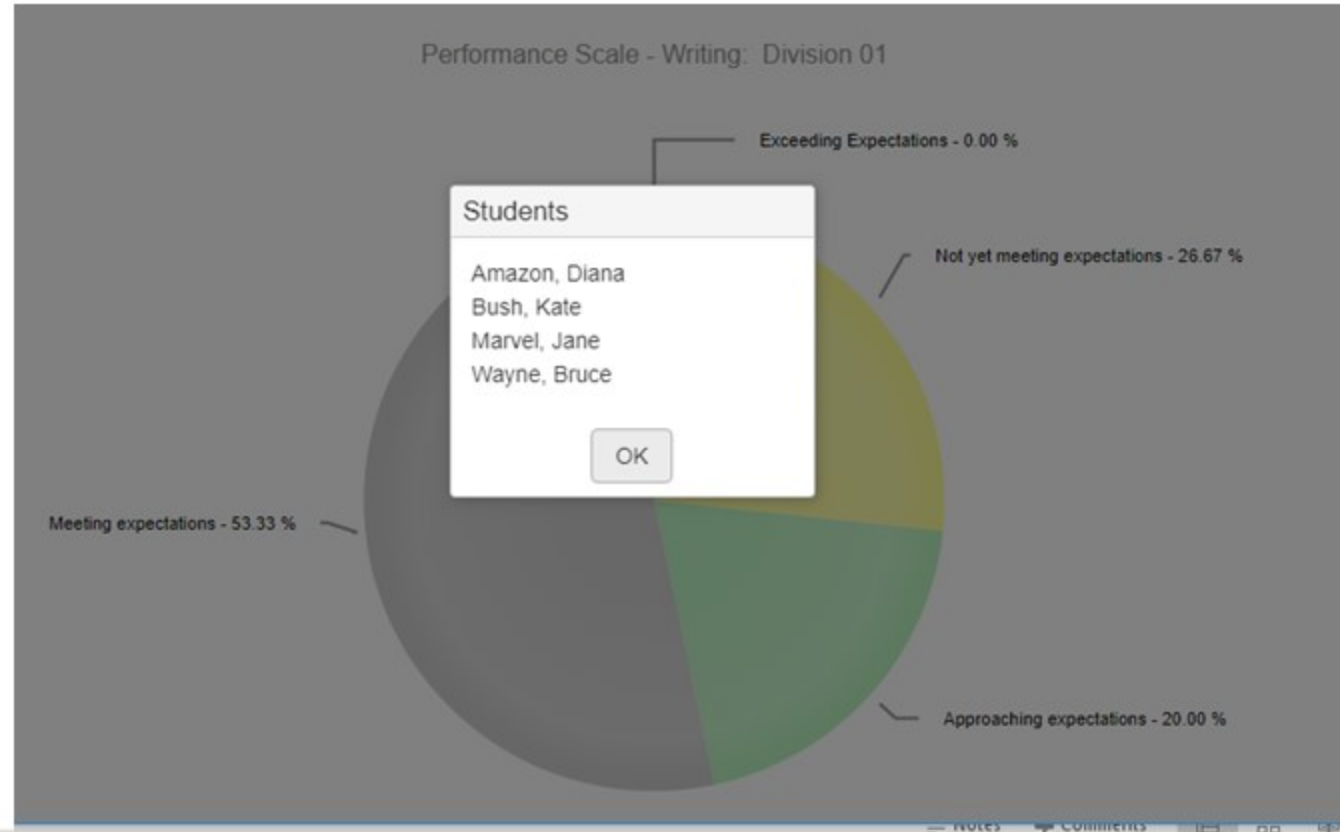
Performance Scale - Writing: Division 01



What Reports

Class Report

- Students names highlighted



What Reports

Grade and Nation Reports

- Available to select audiences

The screenshot shows the 'Student Development Benchmarks' report interface. At the top, the Greater Victoria School District logo is on the left, and a hamburger menu icon is on the right. Below the header, the 'School:' dropdown is set to 'Craigflower Elementary'. There are four tabs: 'Student Progress', 'Metrics by Class', 'Metrics by Grade', and 'Metrics by Nation', with the last one being active. The 'Year:' section has radio buttons for '2019/2020' (selected), '2018/2019', '2017/2018', and '2016/2017'. The 'Term:' section has radio buttons for '0', '1' (selected), '2', and '3'. The 'Metric:' section has radio buttons for 'Performance Scale - Writing' (selected), 'Performance Scale - Reading', 'Performance Scale - Numeracy', 'PM Benchmarks', 'Fountas and Pinnell', and 'Absence Rate'. The 'Nation:' dropdown is open, showing a list of nations: 'ESQUIMALT', 'Inuit', 'Metis', 'Non-Status', 'Off Reserve', and 'SONGHEES'. Below the filters, a pie chart is partially visible with labels: 'Expectations - 14.29 %' and 'Exceeding Expectations - 0.00 %'. The title 'Performance Scale - Writing: Nation' is also visible.

How

- Teachers input data
- Staff access
- Collaborate
- Produce reports

Staff Reflections: Term #1

“It’s a great starting point. I use it with kids to talk about where they are at and where they are going. I like that teachers can enter data that is **accessible to all**”

Julie Richardson, Craigflower Elementary School
Learning Support Teacher



“I use the literacy App during our **grade group collaboration** time to record and discuss students progress”

Kim Koscik, Craigflower Elementary School Teacher
Aboriginal Kindergarten

Staff Reflections: Term #1


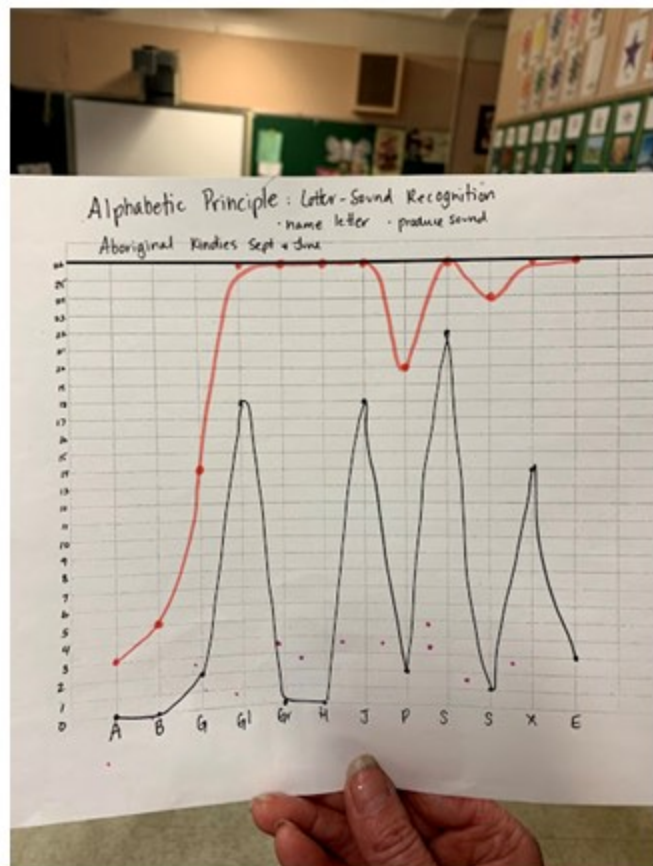
“This is the most useful tool for me for reporting out to Nations as well as our parent group”

Tim Murphy, Craigflower Elementary School
Principal



“It is helpful to look back and know where students were and where they are going. It’s formative assessment and helps drive my teaching”

Karen Higginbotham, Craigflower Elementary School Teacher and Vice
Principal





One *Learning* Community



Literacy App

Where to next

- District Tech Team continues to improve function of App
- Continue dialogues to identify need and provide evidence
- Continue discussions around strategic interventions
- Possible links to ELL App connection
- Implement in 2 schools by Spring 2020
- Continue implementation in 2020/2021 school year