

DID YOU KNOW?

NDP Gov't

2001 BC Budget

20%

to Education

K-12 PUBLIC
EDUCATION FUNDS

Horgan's
NDP Gov't

2019 BC Budget

11%

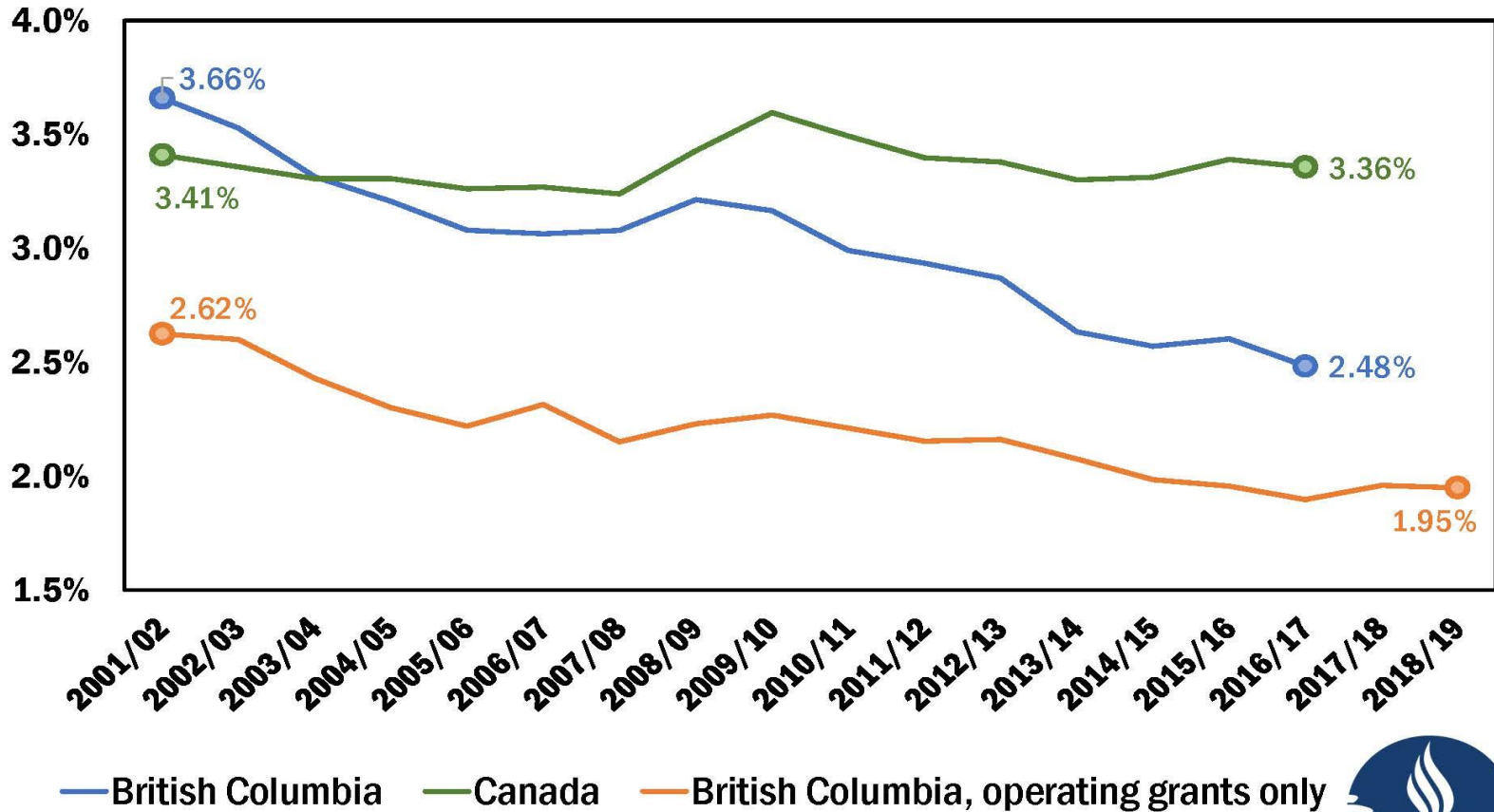
to Education

REDUCED both as a proportion of GDP and Gov't spending. Our KIDS DESERVE BETTER!

SOURCES: http://www.fin.gov.bc.ca/ar.../budget00/bgt2000_highlights.htm
http://bcbudget.gov.bc.ca/2015/bfp/2015_budget_and_fiscal_plan.pdf

Education funding is lagging in BC

Spending on public K-12 as a share of GDP



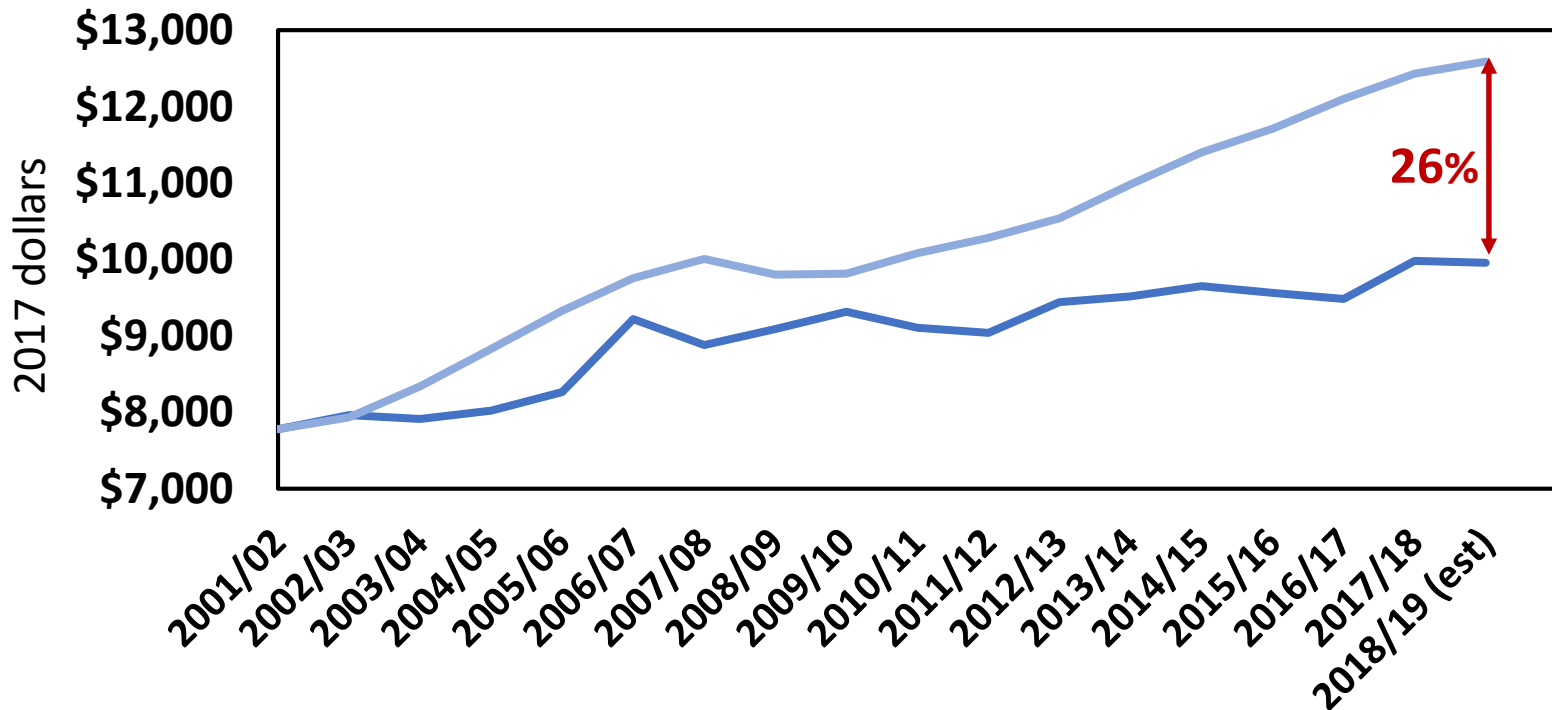
Source: Statistics Canada

Source: BC Ministry of Education



What if we funded education like we used to?

If the same share of GDP went to K–12 today as in 2002, per-student funding would be \$2,600 higher



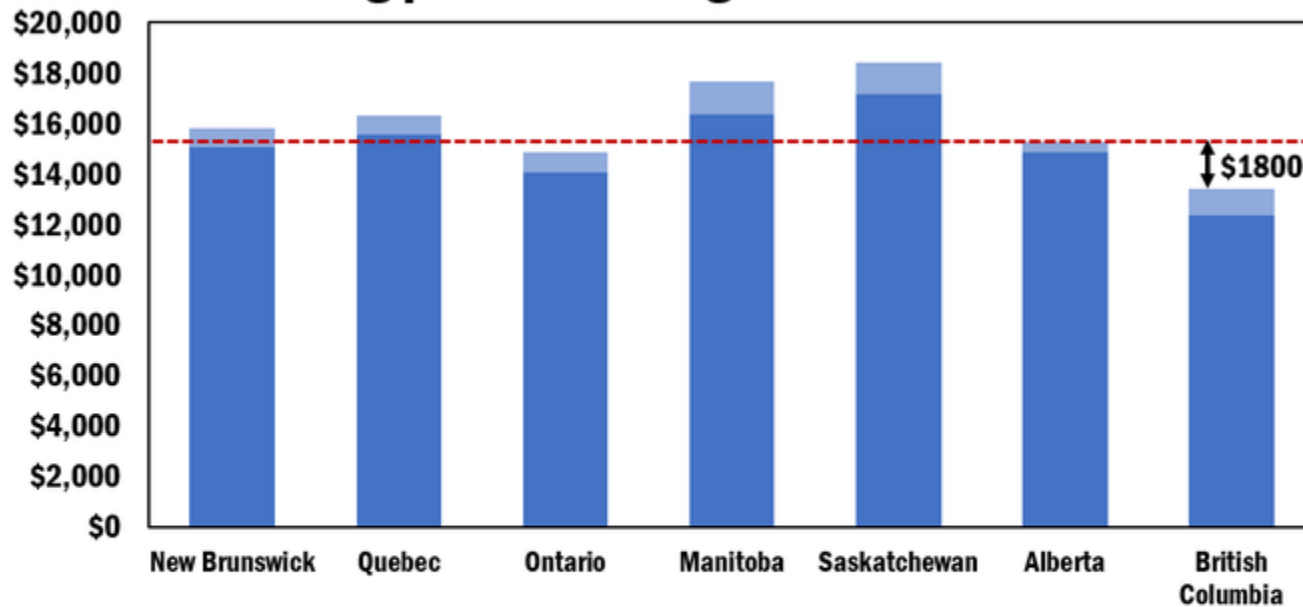
— Operating grants per student

— Operating grants per student if we spent at 2002 share of GDP and accounting for falling enrollment



Education funding is lagging in BC

BC funding per student lags behind

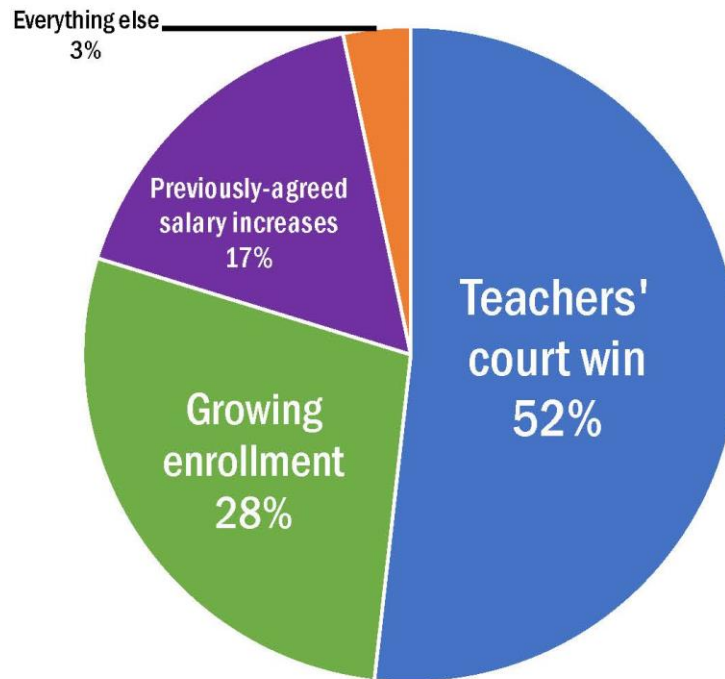


■ 2016/17 Stat Can data Latest available data. ■ Imputations up to 2018/19 Based on actual spending in BC, 5-year average growth elsewhere. --- Canadian average



But what about all the money?

How \$1 billion in "new" money breaks down Budget 2017 Update to Budget 2019





One middle school English track classes

Division	6	7	8	SU	Div Total	Designated
1	0	0	22	0	22	4
10	0	23	0	0	23	5
11	0	23	0	0	23	5
12	10	11	0	0	21	4
13	10	11	0	0	21	4
14	10	11	0	0	21	3
15	23	0	0	0	23	4
16	23	0	0	0	23	4
17	24	0	0	0	24	4
2	0	0	21	0	21	4
3	0	0	21	0	21	4
4	0	0	21	0	21	4
5	0	0	21	0	21	4
6	0	0	21	0	21	5
7	0	24	0	0	24	5
8	0	24	0	0	24	4
9	0	24	0	0	24	5
Grade Total:	100	151	127	0	Total	72
					378	

But in Powell River with no language

K	1	2	3	4	5	6	7	Total	IEPs
						10	19	29	7
					7	22		29	4
				13	16			29	5
			13	11				24	5
		5	17					22	2
	14	8						22	2
	13	9						22	3
15	5							20	0
19								19	1
34	32	22	30	24	23	32	19	216	29

What is the BCIF proposing for provincial workload?

Baseline - A provincial standard for everyone's workload while protecting superior language like Victoria's.

Modernization - The approach to class composition **does** include a proposal for modernizing language, without compromising working and learning conditions.

Teacher Shortage – real consequences

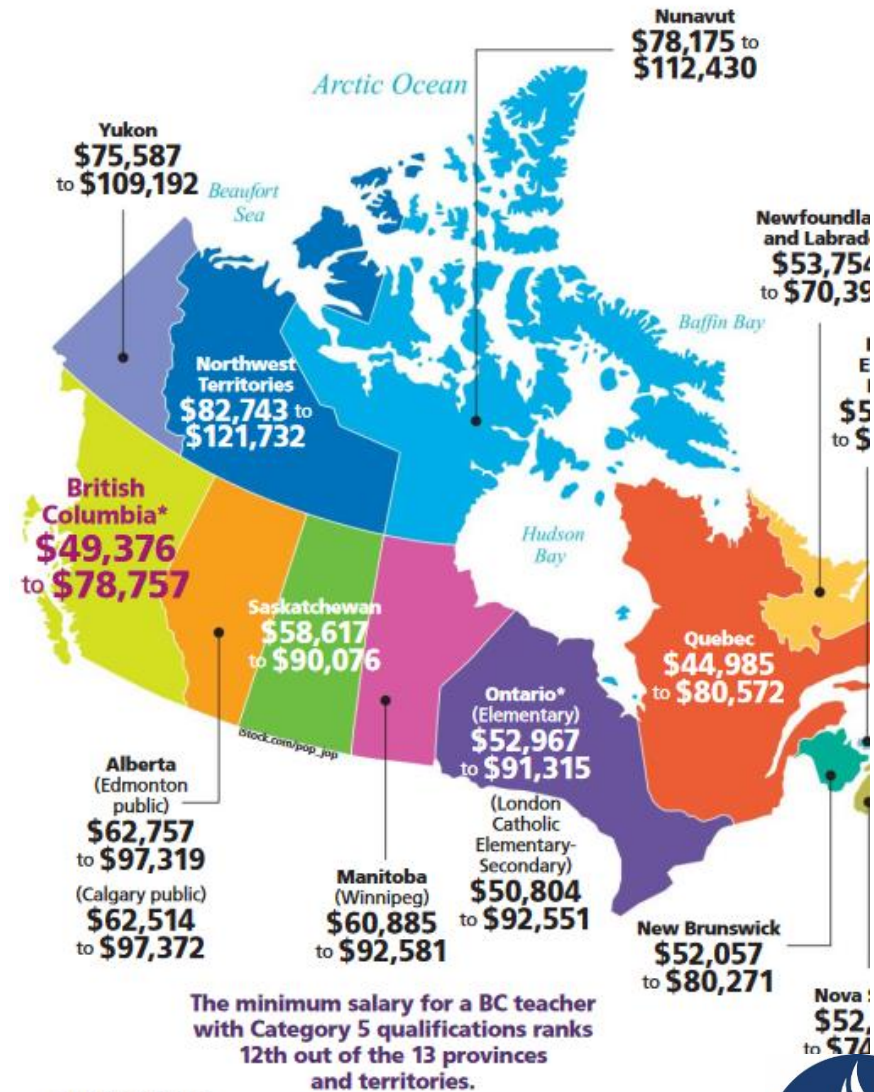
163 – unfilled positions as of Nov 4

214 – uncertified teachers

Hundreds – of weekly failure to fills

BC teacher salary versus other provinces

- BC teachers are:
- 9th out of 10 provinces for Category 5 starting salary
- 6th out of 10 for Category 5 maximum salary
- 7th out of 10 for Category 6 maximum salary



**I SUPPORT
BC PUBLIC
EDUCATION**