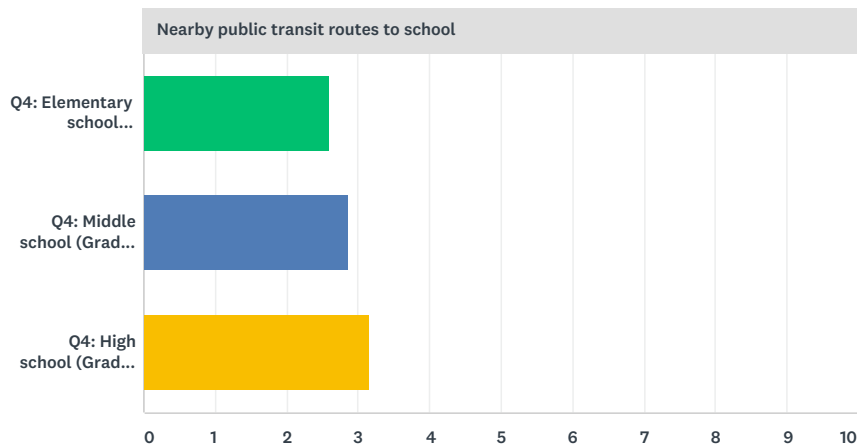
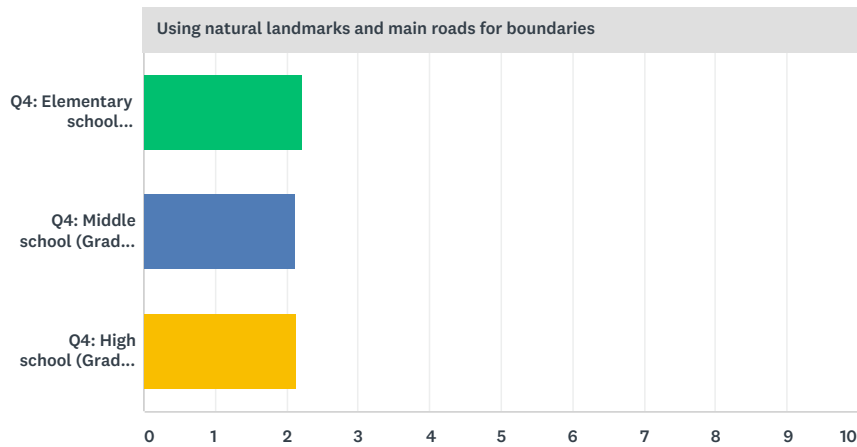
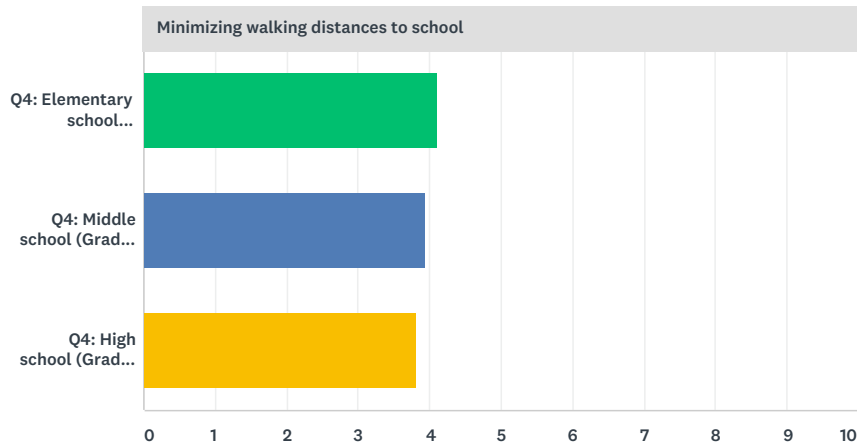
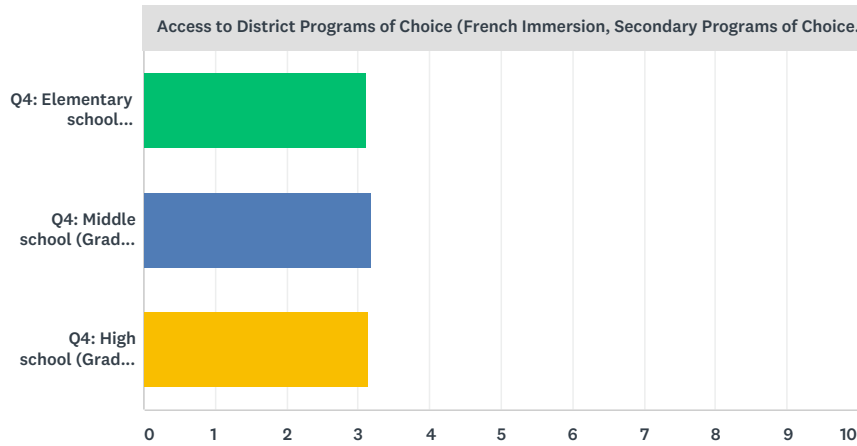
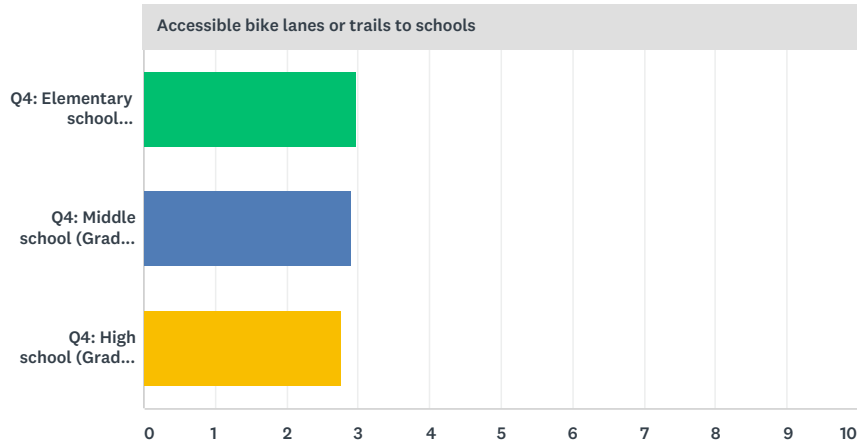


Q11 What are important considerations for you as the District reviews catchment boundaries? Rank in order of importance (#1 being the HIGHEST level of importance and #5 being the LOWEST).

Answered: 4,047 Skipped: 284



## Catchment Boundary Review - Parent/Guardian Survey



Minimizing walking distances to school							
	1	2	3	4	5	TOTAL	SCORE
Q4: Elementary school (Kindergarten to grade 5)	54.15% 1,473	21.65% 589	10.26% 279	8.75% 238	5.18% 141	67.21% 2,720	4.11
Q4: Middle school (Grades 6-8)	47.78% 698	23.34% 341	11.36% 166	10.40% 152	7.12% 104	36.10% 1,461	3.94
Q4: High school (Grades 9-12)	45.37% 519	20.19% 231	12.76% 146	13.11% 150	8.57% 98	28.27% 1,144	3.81
Using natural landmarks and main roads for boundaries							
	1	2	3	4	5	TOTAL	SCORE
Q4: Elementary school (Kindergarten to grade 5)	4.93% 134	14.60% 397	17.94% 488	22.10% 601	40.44% 1,100	67.21% 2,720	2.21
Q4: Middle school (Grades 6-8)	4.59% 67	12.53% 183	16.15% 236	23.27% 340	43.46% 635	36.10% 1,461	2.11
Q4: High school (Grades 9-12)	5.68% 65	12.67% 145	15.56% 178	22.47% 257	43.62% 499	28.27% 1,144	2.14
Nearby public transit routes to school							
	1	2	3	4	5	TOTAL	SCORE
Q4: Elementary school (Kindergarten to grade 5)	4.93% 134	16.65% 453	28.38% 772	32.72% 890	17.32% 471	67.21% 2,720	2.59
Q4: Middle school (Grades 6-8)	8.01% 117	23.41% 342	28.20% 412	28.34% 414	12.05% 176	36.10% 1,461	2.87
Q4: High school (Grades 9-12)	10.66% 122	30.77% 352	28.85% 330	22.73% 260	6.99% 80	28.27% 1,144	3.15
Accessible bike lanes or trails to schools							
	1	2	3	4	5	TOTAL	SCORE
Q4: Elementary school (Kindergarten to grade 5)	6.54% 178	30.26% 823	29.12% 792	22.57% 614	11.51% 313	67.21% 2,720	2.98

## Catchment Boundary Review - Parent/Guardian Survey

Q4: Middle school (Grades 6-8)	6.16% 90	26.01% 380	32.31% 472	23.00% 336	12.53% 183	36.10% 1,461	2.90
Q4: High school (Grades 9-12)	4.20% 48	23.95% 274	31.03% 355	26.22% 300	14.60% 167	28.27% 1,144	2.77
Access to District Programs of Choice (French Immersion, Secondary Programs of Choice: Sports Academies, Challenge and Flexible Studies)							
	<b>1</b>	<b>2</b>	<b>3</b>	<b>4</b>	<b>5</b>	<b>TOTAL</b>	<b>SCORE</b>
Q4: Elementary school (Kindergarten to grade 5)	29.45% 801	16.84% 458	14.30% 389	13.86% 377	25.55% 695	67.21% 2,720	3.11
Q4: Middle school (Grades 6-8)	33.47% 489	14.72% 215	11.98% 175	14.99% 219	24.85% 363	36.10% 1,461	3.17
Q4: High school (Grades 9-12)	34.09% 390	12.41% 142	11.80% 135	15.47% 177	26.22% 300	28.27% 1,144	3.13