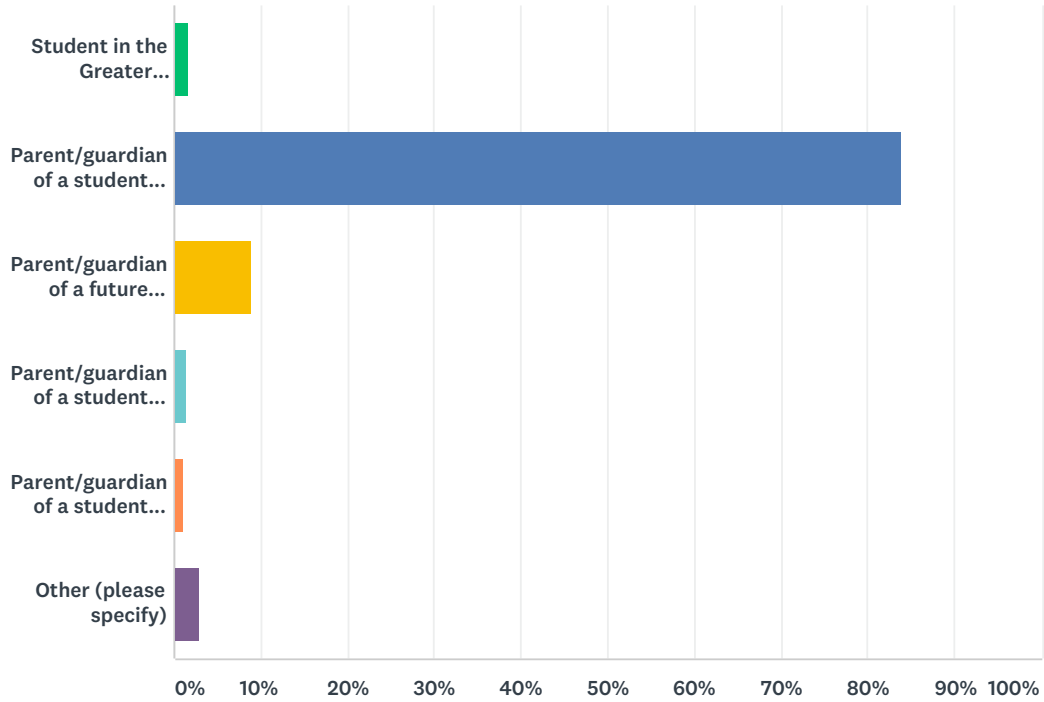


Q1 Are you a student or a parent/guardian?

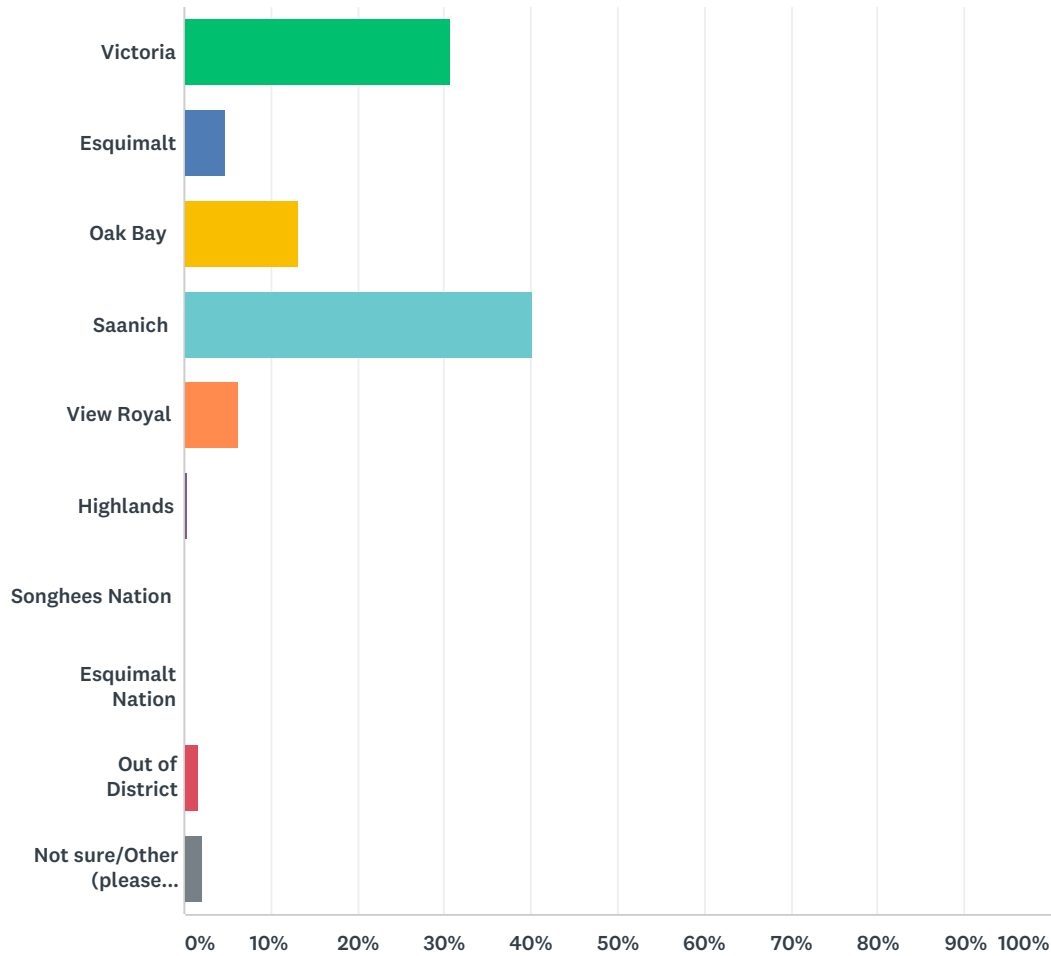
Answered: 4,980 Skipped: 0



ANSWER CHOICES	RESPONSES	
Student in the Greater Victoria School District	1.77%	88
Parent/guardian of a student currently enrolled in a Greater Victoria School District school	83.82%	4,174
Parent/guardian of a future student in the Greater Victoria School District	8.96%	446
Parent/guardian of a student currently enrolled in a different School District	1.57%	78
Parent/guardian of a student currently enrolled in an independent or private school	0.98%	49
Other (please specify)	2.91%	145
TOTAL		4,980

Q2 In which area of the Capital Region do you live? School District Boundary Map

Answered: 4,803 Skipped: 177



ANSWER CHOICES	RESPONSES	
Victoria	30.69%	1,474
Esquimalt	4.85%	233
Oak Bay	13.22%	635
Saanich	40.22%	1,932
View Royal	6.25%	300
Highlands	0.44%	21
Songhees Nation	0.25%	12
Esquimalt Nation	0.25%	12
Out of District	1.77%	85
Not sure/Other (please specify)	2.06%	99

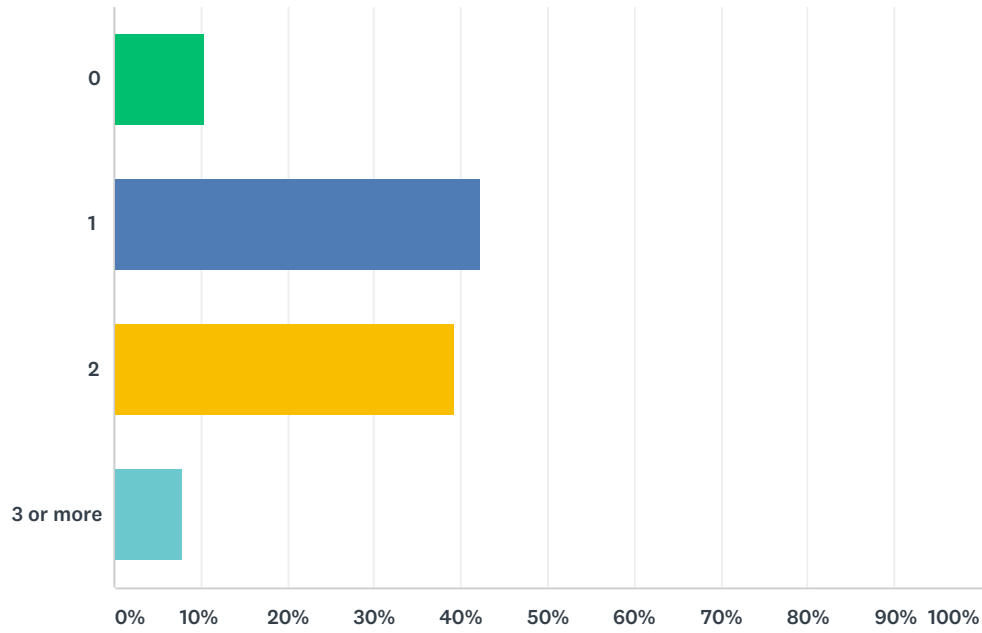
Catchment Boundary Review - Parent/Guardian Survey

TOTAL

4,803

Q3 How many children do you have enrolled in the Greater Victoria School District?

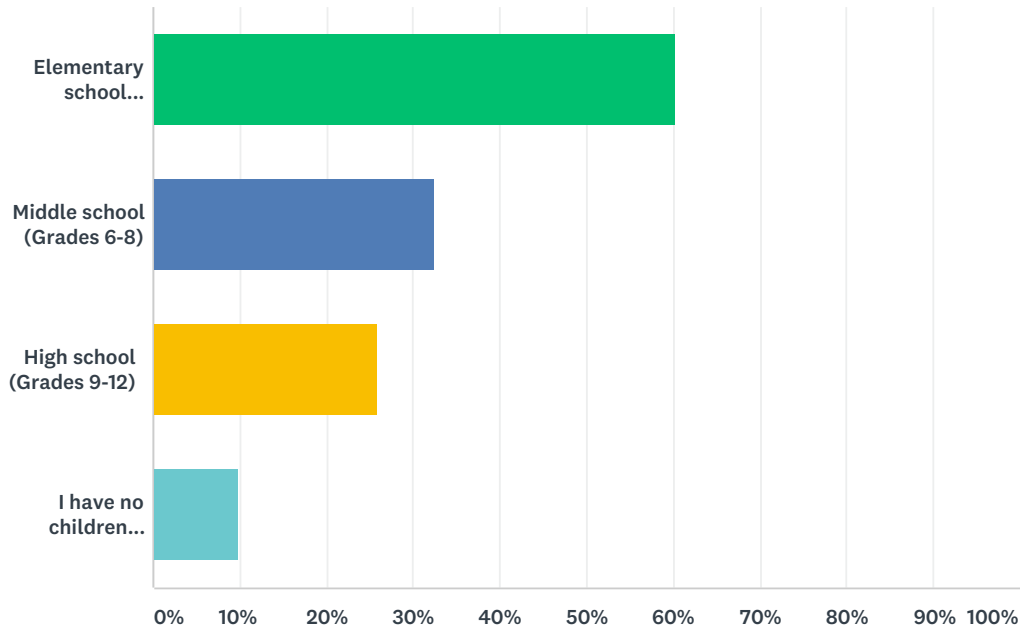
Answered: 4,803 Skipped: 177



ANSWER CHOICES	RESPONSES	
0	10.56%	507
1	42.16%	2,025
2	39.29%	1,887
3 or more	8.00%	384
TOTAL		4,803

Q4 Please indicate what grade level your child (or children) is currently enrolled in. Choose all that apply.

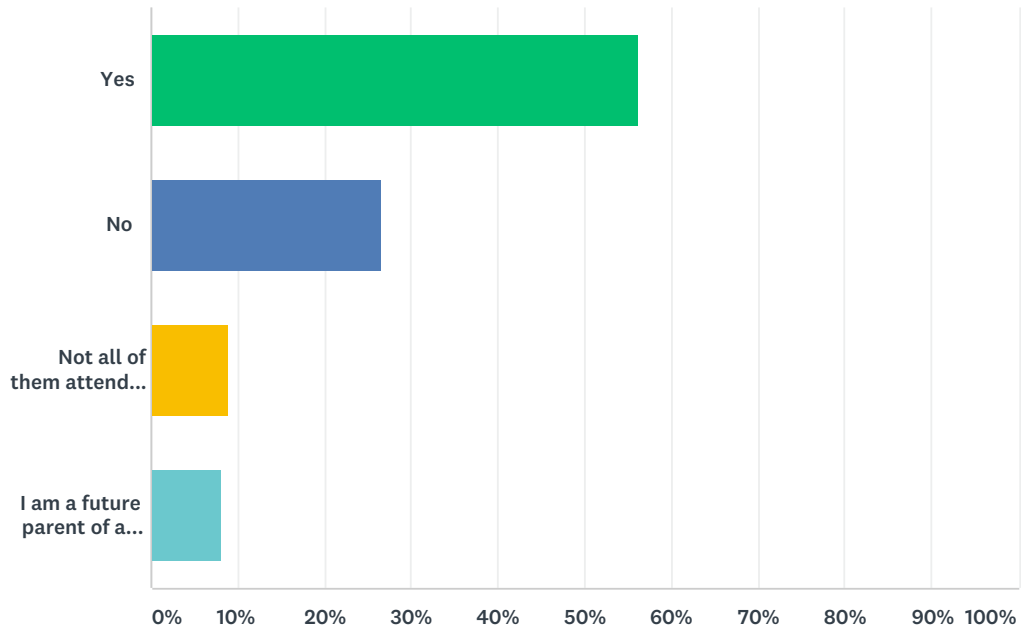
Answered: 4,803 Skipped: 177



ANSWER CHOICES	RESPONSES	
Elementary school (Kindergarten to grade 5)	60.27%	2,895
Middle school (Grades 6-8)	32.35%	1,554
High school (Grades 9-12)	25.88%	1,243
I have no children enrolled currently	9.89%	475
Total Respondents: 4,803		

Q5 Does your child (or children) attend their current catchment school?

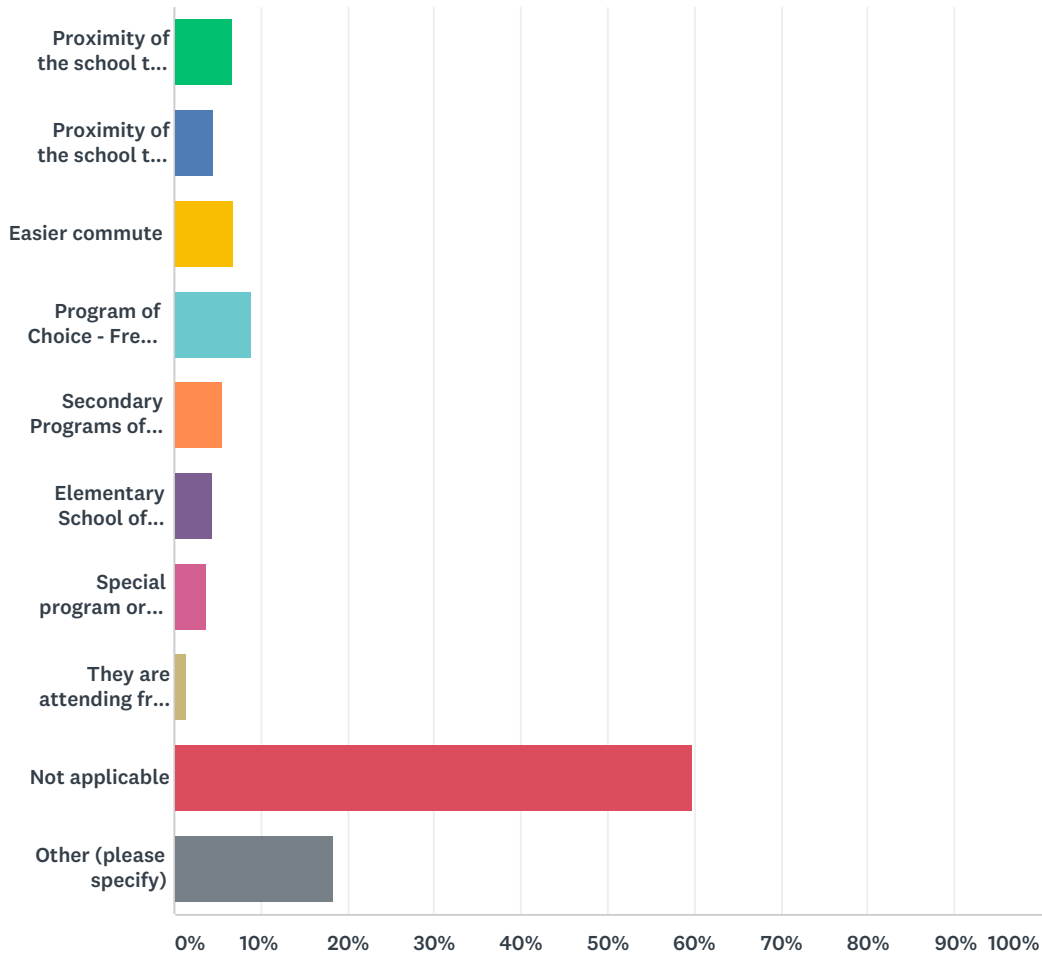
Answered: 4,648 Skipped: 332



ANSWER CHOICES	RESPONSES	
Yes	56.35%	2,619
No	26.51%	1,232
Not all of them attend their catchment school	8.93%	415
I am a future parent of a student	8.22%	382
TOTAL		4,648

Q6 If your child (or children) attend a school other than your catchment school, why? Select all that apply.

Answered: 4,648 Skipped: 332



ANSWER CHOICES	RESPONSES	
Proximity of the school to your work	6.71%	312
Proximity of the school to child care	4.69%	218
Easier commute	6.86%	319
Program of Choice - French Immersion	9.06%	421
Secondary Programs of Choice - Sports Academies, Challenge and Flexible Studies	5.55%	258
Elementary School of Choice - Cloverdale and South Park	4.45%	207
Special program or course offerings	3.70%	172
They are attending from out of District	1.55%	72
Not applicable	59.81%	2,780
Other (please specify)	18.46%	858

Catchment Boundary Review - Parent/Guardian Survey

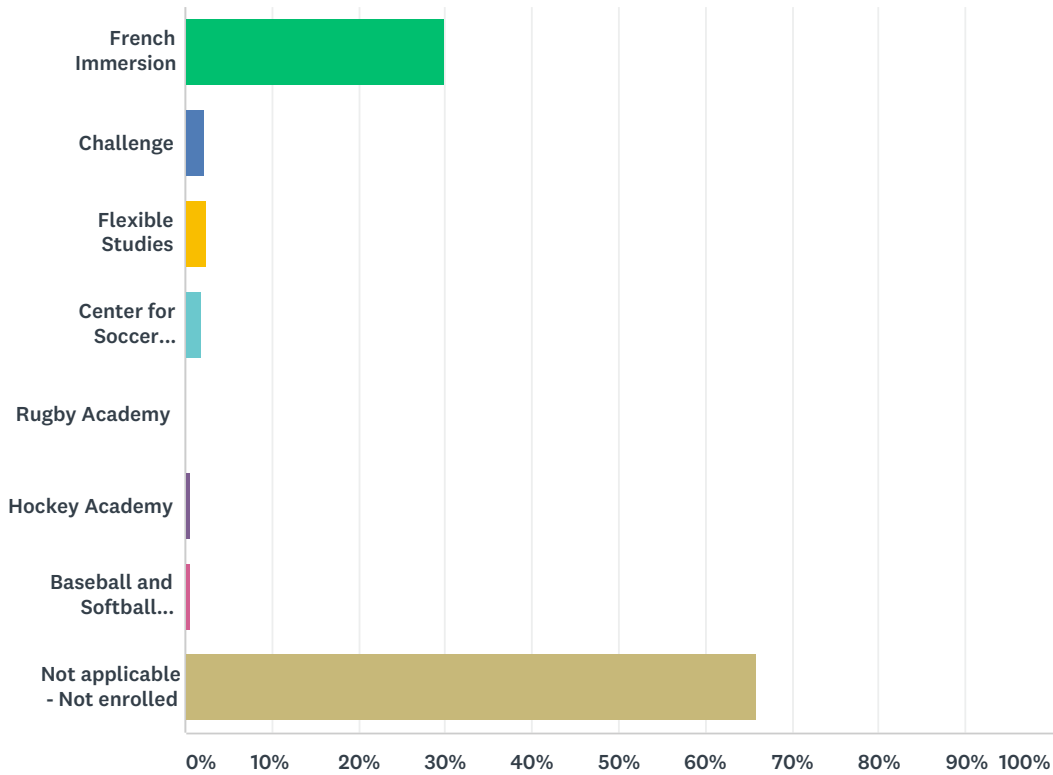
Total Respondents: 4,648

Q7 If you are a parent of a future student in the District, what catchment school will you be registering your child or children at? Please use our School Locator Tool to determine your current catchment school.

Answered: 1,191 Skipped: 3,789

Q8 Is your child (or children) enrolled in a Program of Choice? If yes, select which programs they are registered in. Select all that apply.

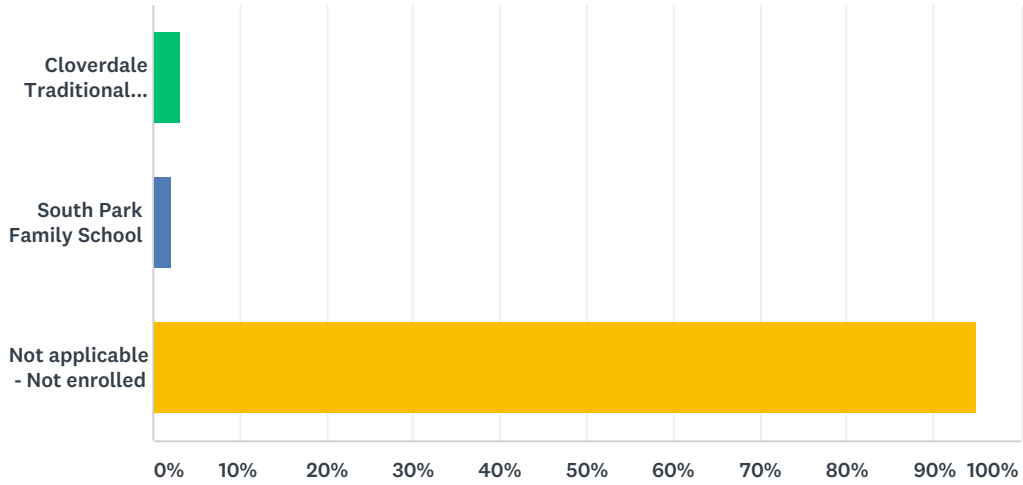
Answered: 4,601 Skipped: 379



ANSWER CHOICES	RESPONSES	
French Immersion	29.97%	1,379
Challenge	2.30%	106
Flexible Studies	2.43%	112
Center for Soccer Excellence	1.98%	91
Rugby Academy	0.11%	5
Hockey Academy	0.61%	28
Baseball and Softball Academy	0.54%	25
Not applicable - Not enrolled	65.86%	3,030
Total Respondents: 4,601		

**Q9 Is your child (or children) enrolled in an Elementary School of Choice?
If yes, select which school(s) apply.**

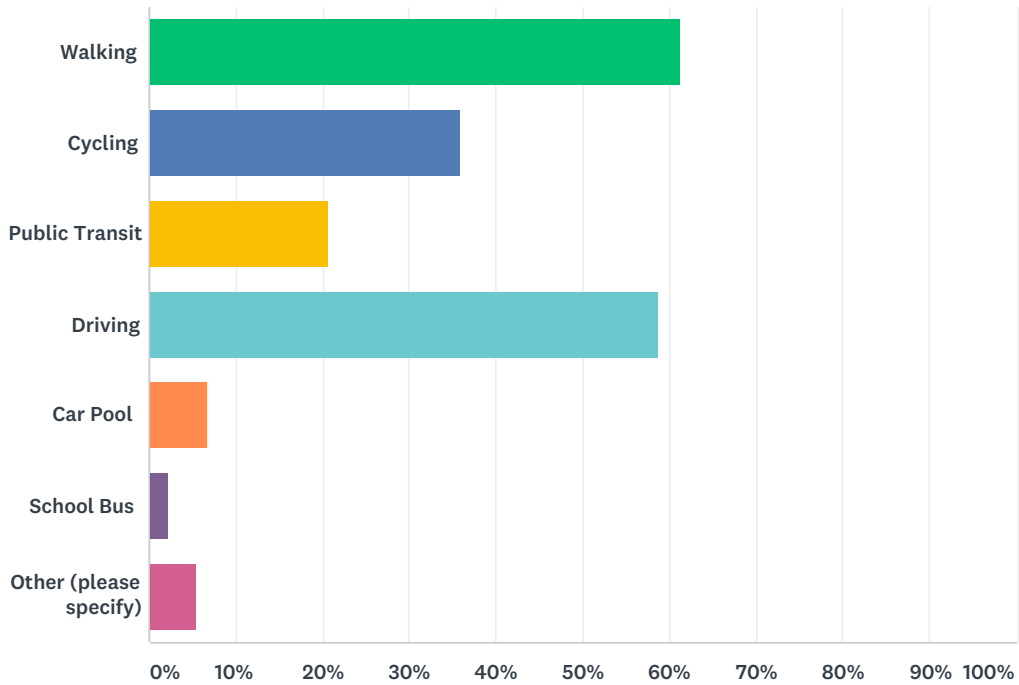
Answered: 4,601 Skipped: 379



ANSWER CHOICES	RESPONSES
Cloverdale Traditional School	3.04% 140
South Park Family School	2.04% 94
Not applicable - Not enrolled	94.96% 4,369
Total Respondents: 4,601	

Q10 How does your child (or children) travel to school? Select all modes of transportation that apply.

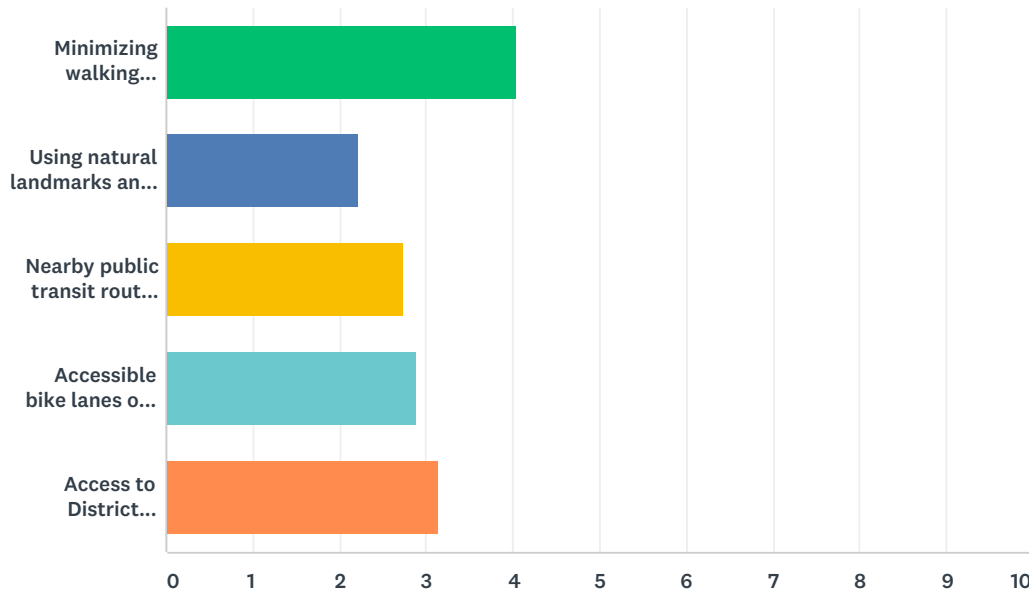
Answered: 4,595 Skipped: 385



ANSWER CHOICES	RESPONSES	
Walking	61.31%	2,817
Cycling	35.97%	1,653
Public Transit	20.76%	954
Driving	58.89%	2,706
Car Pool	6.70%	308
School Bus	2.35%	108
Other (please specify)	5.44%	250
Total Respondents: 4,595		

Q11 What are important considerations for you as the District reviews catchment boundaries? Rank in order of importance (#1 being the HIGHEST level of importance and #5 being the LOWEST).

Answered: 4,416 Skipped: 564



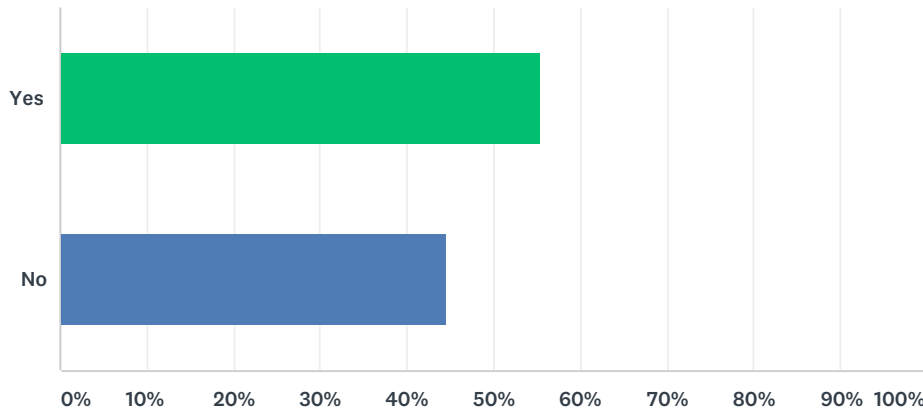
	1	2	3	4	5	TOTAL	SCORE
Minimizing walking distances to school	51.61% 2,279	22.06% 974	10.55% 466	9.60% 424	6.18% 273	4,416	4.03
Using natural landmarks and main roads for boundaries	5.30% 234	14.13% 624	17.37% 767	22.28% 984	40.92% 1,807	4,416	2.21
Nearby public transit routes to school	6.54% 289	20.31% 897	28.83% 1,273	29.33% 1,295	14.99% 662	4,416	2.74
Accessible bike lanes or trails to schools	5.82% 257	27.13% 1,198	29.96% 1,323	24.39% 1,077	12.70% 561	4,416	2.89
Access to District Programs of Choice (French Immersion, Secondary Programs of Choice: Sports Academies, Challenge and Flexible Studies)	30.73% 1,357	16.37% 723	13.29% 587	14.40% 636	25.20% 1,113	4,416	3.13

Q12 Are there additional considerations that you feel are more important than these?

Answered: 1,487 Skipped: 3,493

Q13 Is where you live influenced by a school's catchment boundary?

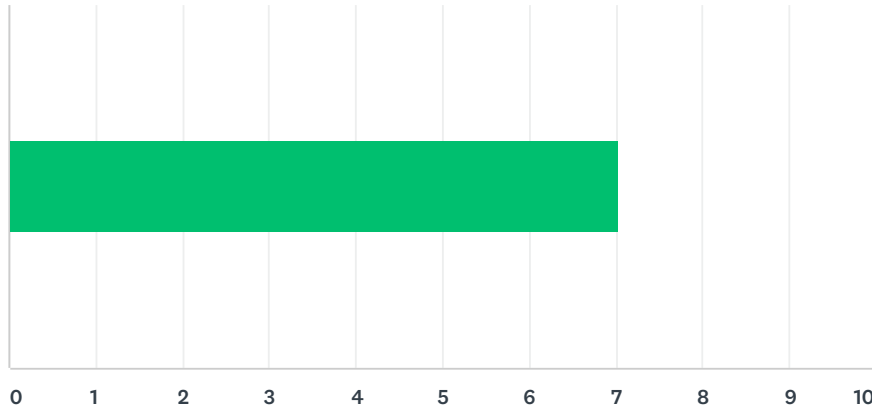
Answered: 4,416 Skipped: 564



ANSWER CHOICES	RESPONSES	
Yes	55.37%	2,445
No	44.63%	1,971
TOTAL		4,416

Q14 How important is your catchment area in choosing your current or future residence location?

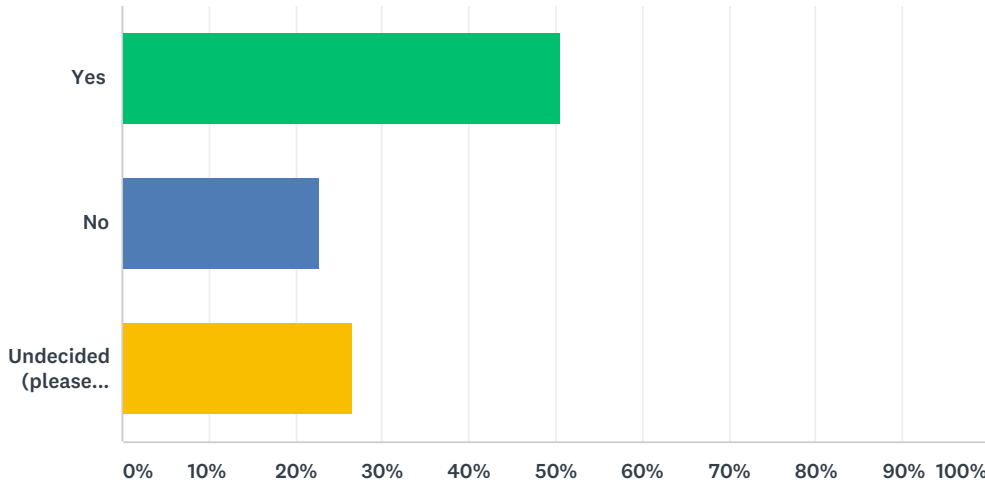
Answered: 4,416 Skipped: 564



ANSWER CHOICES	AVERAGE NUMBER	TOTAL NUMBER	RESPONSES
	7	31,043	4,416
Total Respondents: 4,416			

Q15 There are some neighbourhoods where demographics have changed and student enrolment has significantly increased in the past five years. The District has been using portables to accommodate the catchment students at these schools. If the District could reconfigure enrolment to limit the use of portables in the future, would you support it?

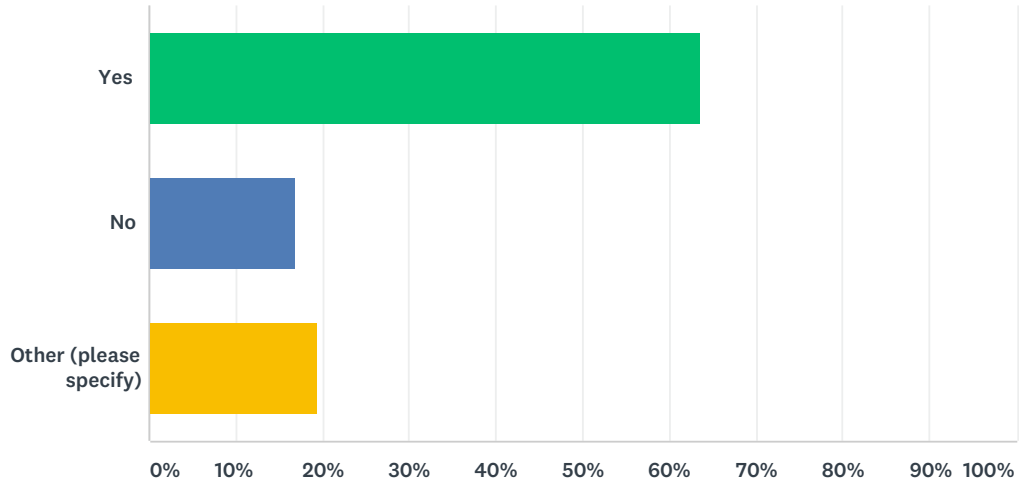
Answered: 4,374 Skipped: 606



ANSWER CHOICES	RESPONSES	
Yes	50.59%	2,213
No	22.86%	1,000
Undecided (please specify).	26.54%	1,161
TOTAL		4,374

Q16 Do you support the continued use of existing portables?

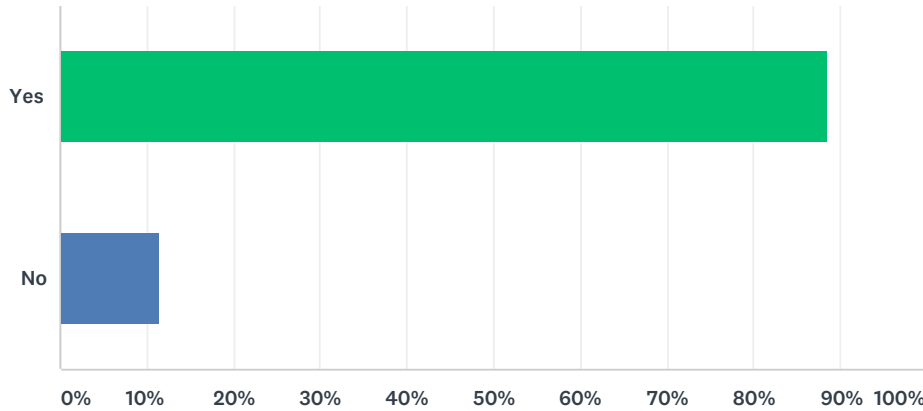
Answered: 4,374 Skipped: 606



ANSWER CHOICES	RESPONSES	
Yes	63.63%	2,783
No	16.90%	739
Other (please specify)	19.48%	852
TOTAL		4,374

Q17 For the District to accommodate increasing student enrolment while continuing to provide Programs of Choice where they are currently offered, the District has had to add portables at some school sites. If having portables means access to Programs of Choice in your neighbourhood, would you support it?

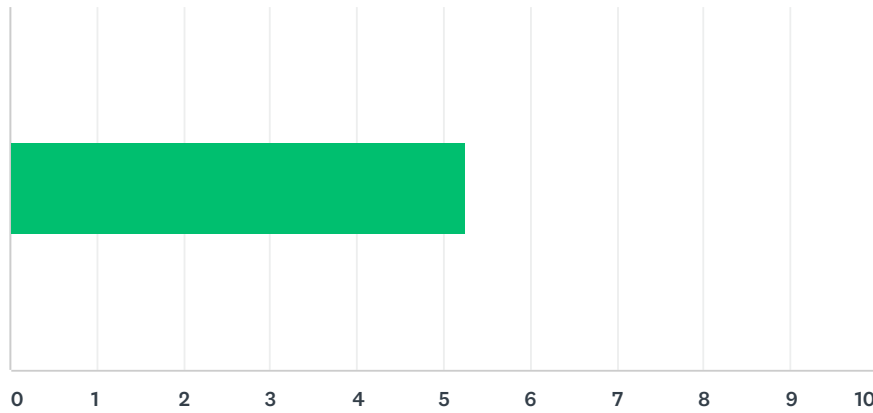
Answered: 4,374 Skipped: 606



ANSWER CHOICES		RESPONSES	
Yes		88.59%	3,875
No		11.41%	499
TOTAL			4,374

Q18 How important is access to the Program of Choice - French Immersion?

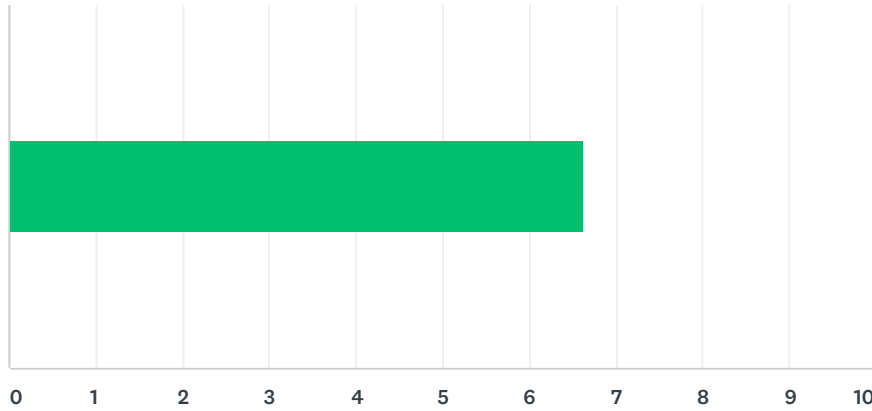
Answered: 4,333 Skipped: 647



ANSWER CHOICES	AVERAGE NUMBER	TOTAL NUMBER	RESPONSES
	5	22,765	4,333
Total Respondents: 4,333			

Q19 How important is access to Secondary Programs of Choice? This includes Sports Academies, Challenge and Flexible Studies.

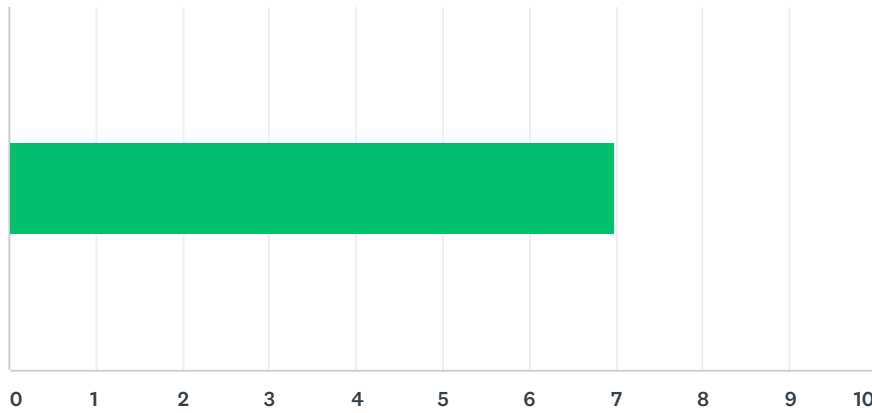
Answered: 4,333 Skipped: 647



ANSWER CHOICES	AVERAGE NUMBER	TOTAL NUMBER	RESPONSES
	7	28,700	4,333
Total Respondents: 4,333			

Q20 How important is it that your child (or children) attend school in your catchment area?

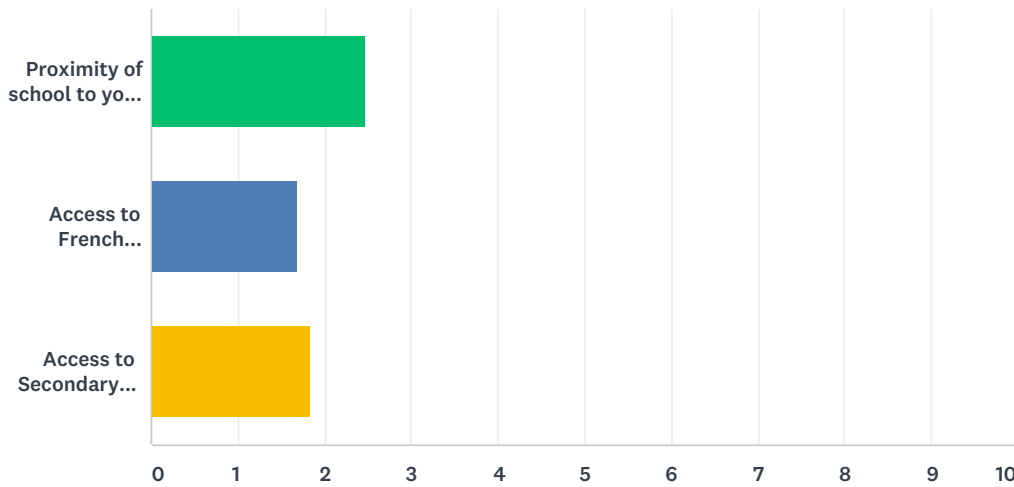
Answered: 4,333 Skipped: 647



ANSWER CHOICES	AVERAGE NUMBER	TOTAL NUMBER	RESPONSES
	7	30,306	4,333
Total Respondents: 4,333			

Q21 What is most important to you when considering a school? (#1 being the HIGHEST level of importance and #3 being the LOWEST).

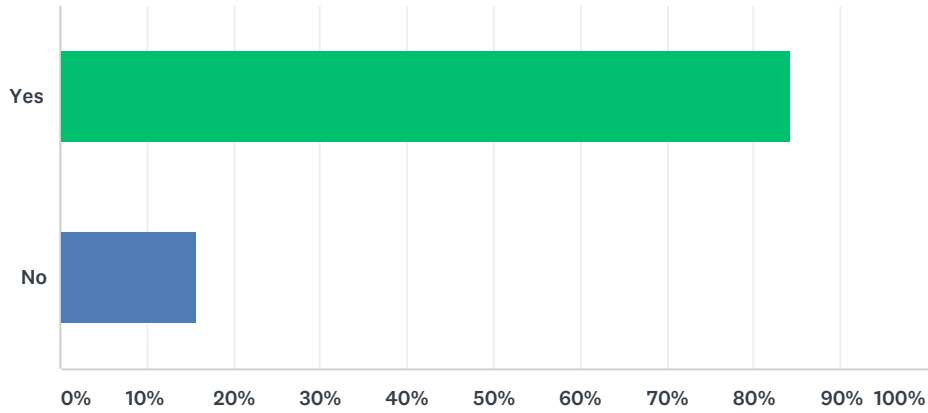
Answered: 4,333 Skipped: 647



	1	2	3	TOTAL	SCORE
Proximity of school to your home	59.45% 2,576	27.12% 1,175	13.43% 582	4,333	2.46
Access to French Immersion	21.83% 946	25.11% 1,088	53.06% 2,299	4,333	1.69
Access to Secondary Programs of Choice (Sports Academies, Challenge, Flexible Studies)	18.72% 811	47.77% 2,070	33.51% 1,452	4,333	1.85

Q22 If keeping Programs of Choice in their current location limits access for catchment students to attend their catchment school, would you be in favour of re-evaluating the placement of District Programs of Choice?

Answered: 4,333 Skipped: 647



ANSWER CHOICES	RESPONSES	
Yes	84.26%	3,651
No	15.74%	682
TOTAL		4,333

Q23 What are some of the potential benefits to you if catchment boundary borders were to shift?

Answered: 2,440 Skipped: 2,540

Q24 What are some of your concerns if catchment boundary borders were to shift?

Answered: 2,640 Skipped: 2,340

Q25 Is there anything else you would like to share about the catchment boundary review?

Answered: 1,712 Skipped: 3,268